



UVic CES Faculty Report for Courses Offered in ED (201505)

UVic Course Experience Survey - Summer 2015

Project Audience 2384

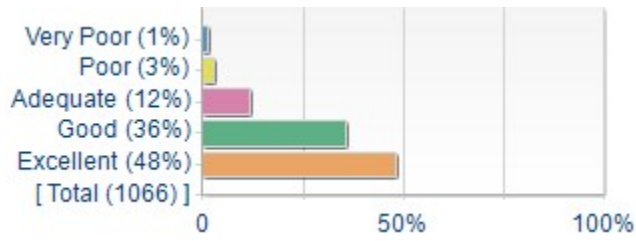
Responses Received 1066

Response Ratio 45%

Creation Date Thu, Sep 17, 2015



1. The course structure, goals and requirements were clear



Statistics	Value
Response Count	1066
Mean	4.27
Median	4.00
Standard Deviation	+/-0.87

Standard Deviation	+/-0.88
--------------------	---------

Median	5.00
--------	------

Standard Deviation	+/-0.88
--------------------	---------


7. Overall, the course offered an effective learning experience




Statistics	Value

III Statements About The Students:


My primary reason for taking the course.



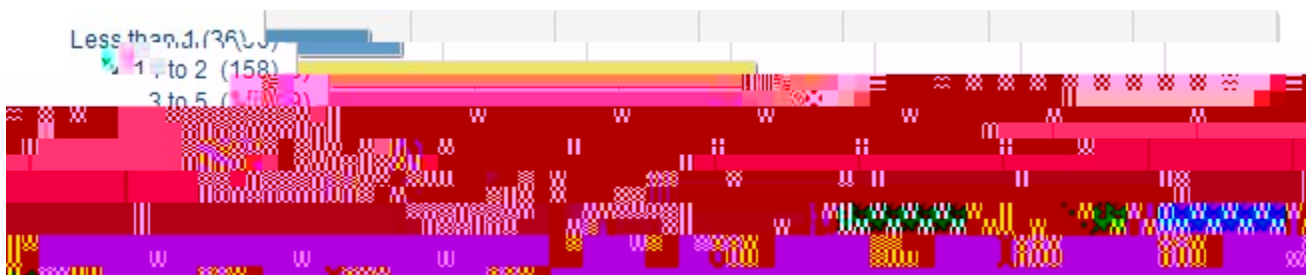
The approximate number of classes or labs that I did not attend



Relative to other courses I have taken at UVic, the workload in this course was



The approximate number of hours per week I spent studying for this course outside of class time:



As a result of my experience in this course, my interest in the material:

